






# FINITURA 750

## DATA SHEET

Bio finish coat plaster made from NHL 3.5 natural hydraulic lime breathable and with marmorino effect, for interiors and exteriors



-  Interior/Exterior
-  Sack
-  Metal trowel
-  By hand
-  Sponge float



### Composition

FINITURA 750 is a dry sulphate resistant mortar, made from NHL 3.5 natural hydraulic lime, crushed marble and graded limestone sand.

### Supply

- Special bags with moisture protection from approx. 25kg

### Use

FINITURA 750 is used as a finish coat plaster/render with marmorino effect, for interiors and exteriors. It can be used as a finish coat plaster/render, completing renovation cycles on masonry subject to rising damp applied using macroporous plasters/renders, such as the EX NOVO line comprising RINZAFFO 720, INTONACO MACROPOROSO 717 and FINITURA 750.

### Substrate preparation

The surface must be free from dust, dirt, saline deposits etc.. Any traces of oils, fats, waxes, etc. must be removed beforehand.

Crumbly or highly absorbent substrates should be treated with an insulating primer, such as AG 15, diluted as specified on the corresponding datasheet. This treatment should always be performed also when the surface to be coated has significant differences in absorption (guide strips, trim around doors and windows, etc.) or when you want to extend the working time.

Only apply FINITURA 750 on a fine float-finished base coat plaster/render.

### Mixing

Add the product to the corresponding amount of clean water (as specified in the Technical Data) and mix in an ordinary cement mixer or, for small quantities, by hand or using a mechanical stirrer. Maximum mixing time 3 minutes; let the mixture stand for 10 minutes before application. The mix must be used within 2 hours.

Apply using a metal trowel, making sure to distribute a uniform layer of material; finish using a sponge float, with circular movements.

For best aesthetic results on irregular base coat plasters/renders, apply two layers of material.

If necessary (for example, on irregular substrates), it is recommended to embed alkali-resistant fibreglass mesh, such as FASSANET 160. Apply a second layer of FINITURA 750 once the first has set, and then float finish the skim coat using a sponge float.



## Warnings

- Product for professional use.
- Always read the safety datasheet before use.
- The fresh product must be protected against frost and quick drying. As the hardening of the plaster depends on the lime setting, a temperature of +5°C is suggested as a minimum value for application and for obtaining proper hardening of the mortar. Below this value setting would be delayed considerably, and below 0°C the fresh or partially hardened mortar may be broken up by frost.
- Aerate the rooms thoroughly after application until the mortar is completely dry, avoiding excessive changes in temperature in the rooms.
- During the summer, on surfaces exposed to the sun, the finishing plaster should be wetted after application.
- Protect the product with a suitable finish coat, which must be applied when the product has cured.
- To ensure maximum breathability of the finish coat plaster/render, highly breathable products must be used for painting and coating.
- Due to the nature of the raw materials used, uniformity of colour cannot be guaranteed between different lots of material; as a result, all the material required to finish the job must be acquired from the same batch.
- A perfectly uniform surface colour cannot be guaranteed, as in addition to this depending on the nature of the raw materials used, lime finishes have the unique characteristic of showing variations in colour depending on conditions in which they dry. In order to limit variations in colour, a number of precautions can be taken:
  - for best aesthetic results, always apply two layers of material, the second layer one day after the first;
  - always buy all the required product from the same batch, as small variations in the raw materials can lead to slightly different shades in the finish;
  - only apply the material on cured and dry plaster;
  - avoid application on surfaces in full sunlight or with strong winds;
  - avoid application in the coldest and dampest periods of the year: a temperature of +8°C is suggested as a minimum value for application;
  - avoid applying the material on the same facade at different times;
  - avoid different product drying conditions, such as the presence of sunlight and shade on the surfaces.
  - make sure the mixing methods, mixing time and percentage of mixing water remain constant: variations in these parameters may cause differences in the product colour shades.

**FINITURA 750 it must be used in its original state without the addition of foreign materials.**

## Storage

Keep dry for a period not exceeding 12 months. Once the product has expired, it must be disposed of in accordance with current legislation.

## Quality

FINITURA 750 is subjected to careful and constant testing in our laboratories. The raw materials used are rigorously selected and checked in accordance with reference standards.



Technical Data	
Aggregate grading	<0.6mm
Clean mixing water	26-28.5 %
Yield	approx. 1.4 kg/m <sup>2</sup> per mm in thickness
Density of hardened mortar (EN 1015-10)	approx. 1,500 kg/m <sup>3</sup>
Compressive strength class after 28 days (EN 1015-11)	CSII
Capillary water absorption (EN 1015-18)	W0
Water vapour diffusion resistance factor (EN 1015-19)	$\mu \leq 12$ (measured value)
Thermal conductivity coefficient (EN 1745)	$\lambda = 0.53$ W/m·K (tabulated value)
Reaction to fire (EN 13501-1)	EUROCLASS A1
Radioactivity index (UNI 10797/1999)	$I = 0.12 \pm 0.05$
Radon Release Index (Naturally Occurring Radioactivity in the Nordic Country - Recommendation 2000)	$I_{\alpha} = 0.13 \pm 0.05$
NHL 3.5 natural hydraulic lime	EN 459-1
Compliant with standard EN 998-1	GP-CSII-W0

Environmental sustainability certifications and protocols	
GEV Classification	GEV EMICODE EC 1 <sup>Plus</sup> - very low emission

The above information refers to laboratory testing; it is possible that in practical applications on site these may differ considerably according to the conditions in which the material is applied. In any case the user must check that the product is suitable for the intended application, taking all responsibility for its use. Fassa reserves the right to make technical modifications without notice.

Technical specifications regarding the use of Fassa Bortolo products for structural or fire prevention applications will only be officially valid if provided by Fassa Bortolo's "Technical Service" and "Research, Development and Quality System". If necessary, contact Technical Service in your country of reference (IT: [area.technica@fassabortolo.com](mailto:area.technica@fassabortolo.com), ES: [asistencia.technica@fassabortolo.com](mailto:asistencia.technica@fassabortolo.com), PT: [asistencia.technica@fassabortolo.com](mailto:asistencia.technica@fassabortolo.com), FR: [bureau.technique@fassabortolo.fr](mailto:bureau.technique@fassabortolo.fr), UK: [technical.assistance@fassabortolo.com](mailto:technical.assistance@fassabortolo.com)).

Please note that for the aforementioned products, the assessment is required by the appointed professional, in accordance with regulations in force.