




SUBSTRATE	PRODUCT TYPE	ENVIRONMENT		BUILDING		PRODUCT	
		INTERIOR	EXTERIOR	NEW	EXISTING	FASSATHERM Classic	FASSATHERM Plus
 <p>TIMBER FRAME</p>	ADHESIVE		X	X	X	A 96	A 96
	INSULATING PANEL		X	X	X	EPS 100 insulation (60-300 mm thick)	Mineral Wool panel (100 - 200 mm thick)
	MECHANICAL FIXING		X	X	X	Fassa Wood Fix	Fassa Wood Fix
	BASE COAT		X	X	X	A 96	A 96
	REINFORCING MESH		X	X	X	FASSANET 160	FASSANET 160
	PRIMER		X	X	X	FX 526	FS 412
	FINISH		X	X	X	RX 561	RSR 421
	WARRANTY					YES	YES
 <p>AERATED BLOCKWORK ("3.5 kN Block")</p>	ADHESIVE		X	X	X	A 96/ AL 88	A 96/ AL 88
	INSULATING PANEL		X	X	X	EPS 100 insulation (60-300 mm thick)	Mineral Wool panel (100 - 200 mm thick)
	MECHANICAL FIXING		X	X	X	Fassa Top Fix 2G - COMBIFIX	Fassa Top Fix 2G - COMBIFIX
	BASE COAT		X	X	X	A 96/ AL 88	A 96/ AL 88
	REINFORCING MESH		X	X	X	FASSANET 160	FASSANET 160
	PRIMER		X	X	X	FX 526	FS 412
	FINISH		X	X	X	RX 561	RSR 421
	WARRANTY					YES	YES
 <p>MEDIUM DENSE BLOCKWORK ("7.3 kN Block")</p>	ADHESIVE		X	X	X	A 96/ AL 88	A 96/ AL 88
	INSULATING PANEL		X	X	X	EPS 100 insulation (60-300 mm thick)	Mineral Wool panel (100 - 200 mm thick)
	MECHANICAL FIXING		X	X	X	Fassa Top Fix 2G - COMBIFIX	Fassa Top Fix 2G - COMBIFIX
	BASE COAT		X	X	X	A 96/ AL 88	A 96/ AL 88
	REINFORCING MESH		X	X	X	FASSANET 160	FASSANET 160
	PRIMER		X	X	X	FX 526	FS 412
	FINISH		X	X	X	RX 561	RSR 421
	WARRANTY					YES	YES

FASSATHERM®

SUBSTRATE	PRODUCT TYPE	ENVIRONMENT		BUILDING		PRODUCT	
		INTERIOR	EXTERIOR	NEW	EXISTING	FASSATHERM Classic	FASSATHERM Plus
 BRICKWORK	ADHESIVE		X	X	X	A 96/ AL 88	A 96/ AL 88
	INSULATING PANEL		X	X	X	EPS 100 insulation (60-300 mm thick)	Mineral Wool panel (100 - 200 mm thick)
	MECHANICAL FIXING		X	X	X	Fassa Top Fix 2G - COMBIFIX	Fassa Top Fix 2G - COMBIFIX
	BASE COAT		X	X	X	A 96/ AL 88	A 96/ AL 88
	REINFORCING MESH		X	X	X	FASSANET 160	FASSANET 160
	PRIMER		X	X	X	FX 526	FS 412
	FINISH		X	X	X	RX 561	RSR 421
	WARRANTY					YES	YES
 CONCRETE	ADHESIVE		X	X	X	A 96/ AL 88	A 96/ AL 88
	INSULATING PANEL		X	X	X	EPS 100 insulation (60-300 mm thick)	Mineral Wool panel (100 - 200 mm thick)
	MECHANICAL FIXING		X	X	X	Fassa Top Fix 2G - COMBIFIX	Fassa Top Fix 2G - COMBIFIX
	BASE COAT		X	X	X	A 96/ AL 88	A 96/ AL 88
	REINFORCING MESH		X	X	X	FASSANET 160	FASSANET 160
	PRIMER		X	X	X	FX 526	FS 412
	FINISH		X	X	X	RX 561	RSR 421
	WARRANTY					YES	YES
 RENDER CARRIER BOARD	ADHESIVE		X	X	X	A 96	A 96
	INSULATING PANEL		X	X	X	EPS 100 insulation (60-300 mm thick)	Mineral Wool panel (100 - 200 mm thick)
	MECHANICAL FIXING		X	X	X	Screws for Carrier Board	Screws for Carrier Board
	BASE COAT		X	X	X	A 96/ AL 88	A 96/ AL 88
	REINFORCING MESH		X	X	X	FASSANET 160	FASSANET 160
	PRIMER		X	X	X	FX 526	FS 412
	FINISH		X	X	X	RX 561	RSR 421
	WARRANTY					YES	YES
MECHANICALLY FIXED EWI SYSTEM  SUBSTRATES: CARRIER BOARD TIMBER FRAME	ADHESIVE					-	-
	TRACK AND T-SPLINE		X	X	X	Head Rail and PVC/ALU vertical spline and horizontal rail	Head Rail and PVC/ALU vertical spline and horizontal rail
	INSULATING RAIL BOARD		X	X	X	EPS	Mineral Wool
	MECHANICAL FIXING		X	X	X	JT3 3 5.5 /LS 5.5 Base profile shims	JT3 3 5.5 / LS 5.5 Base profile shims
	BASE COAT		X	X	X	A 96	A 96
	REINFORCING MESH		X	X	X	FASSANET 160	FASSANET 160
	PRIMER		X	X	X	FX 526	FS 412
	FINISH		X	X	X	RX 561	RSR 421
	WARRANTY					No	No